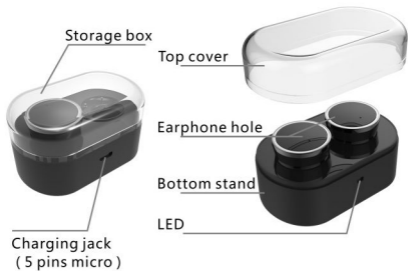
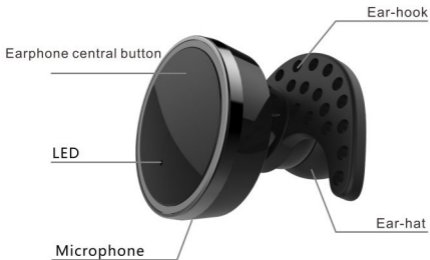


# astrum<sup>®</sup>



## **TRUE WIRELESS FREEDOM HEADSET**

ET300  
User Manual



## DESCRIPTION

---

Charge time: 1 hour

Talk time: About 4 hours

Music time: About 3 hours

Stand-by time: About 100 hours

Bluetooth version: V4.1

Operating distance: >10m

Product size: Earphone  $\phi$  26 x 30mm

Battery size and capacity: 15 x 12 x 4mm / 40mAh

Support system: Supports all mobile phone with bluetooth function

## MAIN FUNCTIONS

---

### **Bluetooth earphone:**

This product features a left channel earphone, a right channel earphone and a charging box. Both earphones are wireless and both can be connected to play the same music.

### **Power on**

Press the earphone button for about 3 seconds to turn on the earphone. At this stage, a blue light will flash. Press the button for about 8 seconds to enable the device to enter pairing mode. Once it is the case, a red and blue light will alternately flash.

To pair the device with your mobile, turn on the Bluetooth on your mobile, search "ET300" and pair the devices. A voice prompt from the earphones will then indicate the devices are connected, and a blue LED light will shine.

## **Power off**

Press the earphone's central button for about 4 seconds. A red light will flash 3 times and the device will be powered off.

## **Dial last number**

When the headset is in stand-by mode and the mobile phone connected, double press the earphone button. A voice prompt will then be heard from the earphone and the device will automatically redial.

## **Cancel dialling**

While dialling, shortly press the earphone's central button to cancel the call.

## **Answer call**

Shortly press the earphone's central button to answer an incoming call.

## **Reject call**

When there is an incoming call, press the earphone's central button for 2 seconds and a voice prompt will announce the call is cancelled.

## **End call**

Shortly press the earphone's central button to end a conversation.

## **Mute (MIC)**

While on a phone conversation, double-click the earphone button to mute, and double-click again to cancel the mute mode.

### **Low battery alert**

When the battery voltage is lower than 3.3V, a voice prompt will warn the user the battery is low and advise to charge it.

### **Low battery auto power off**

When the battery voltage is lower than 3.0V, the headset will automatically power off.

### **Music play/stop**

When the mobile phone is connected, shortly press the earphone's central button to play or stop music.

### **Auto-connect**

Once the mobile and the headset are paired, they will be automatically reconnected after being disconnected because of long distance issue.

## **TWO CONNECTION USE**

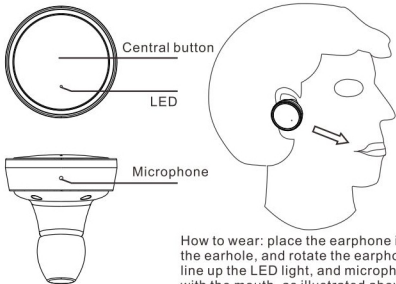
---

### TWS pair


Simultaneously press the two earphones' central button for about 4 seconds, until the earphones alternately flash red and blue, indicating they are entering pairing mode.

### Pairing on mobile

Once the two earphones are paired, double-press one of the earphones' button to pair them with the phone. A voice prompt will then announce "enter pairing mode", and the left channel will have blue and red light flashes.



## Charge



## SINGLE EARPHONE PAIRING

---



Keep pressing  
the central button



LED red and blue  
light twinkles  
alternately



Open mobile bluetooth  
to search of the ET300  
device and click it to connect

## TWINS EARPHONES PAIRING

---



Keep pressing the central button of the earphones until the LED red and blue lights twinkle alternately.



L

R



The earphones will connect automatically.



L

R



Double-click one of the earphone buttons, and the left earphone's blue and red LED lights will flash alternately.



L

R



Open the mobile Bluetooth,  
search for the ET300 device  
and connect it.

## **MAINTENANCE**

---

1. Do not use abrasive cleaning solvents to clean the earphones.
2. Do not clean or attempt to disassemble any earphone with any sharp tool.
3. Do not expose the headset to water, high temperature, low temperature, humidity and dust.

## **ADDITIONAL STATEMENTS**

---

1. The headset is compliant with the specified Bluetooth Version 4.1 it does not guarantee compatibility of all functions on every Bluetooth enabled device, check your device's user manual for compatibility and functionality.
2. The above operations may vary slightly between different devices.

Astrum is a Trademark of Astrum Holdings Limited and all rights reserved.

All other brands name & trademarks are property of their respective owners.

All Specification & Photos are for reference purpose only.

[www.astrumltd.com](http://www.astrumltd.com)